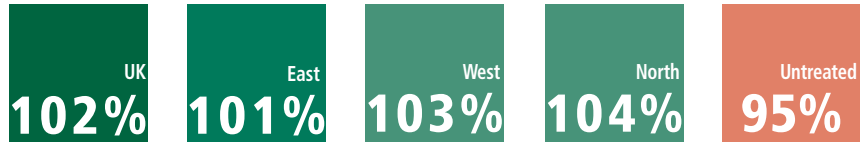


RGT SKYFALL



YIELD

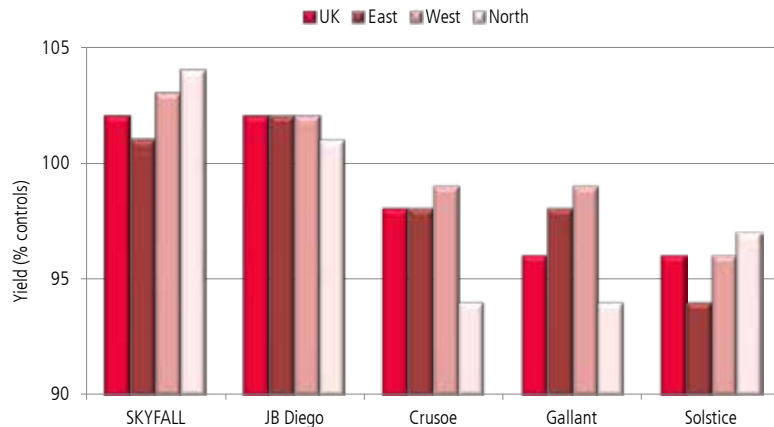


Yield as % of treated controls.
Figure for the north is based on limited data

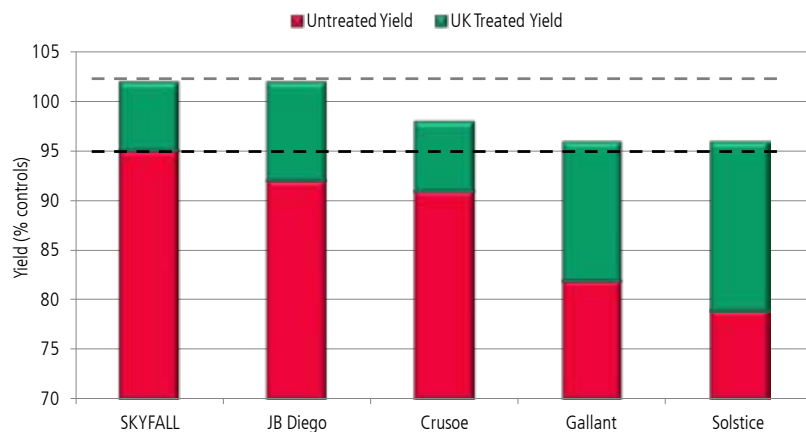
SUMMARY

SKYFALL is the highest yielding Group 1 breadmaking wheat. With treated yields 4-6% higher than the market-leading bread wheats and a strong agronomic profile, it represents a step change for the UK breadwheat market. Skyfall has good all-round disease resistance and the unique combination of *Pch1* eyespot resistance and resistance to orange wheat blossom midge (OWBM). It is short, stiff-strawed and is early maturing.

YIELDS

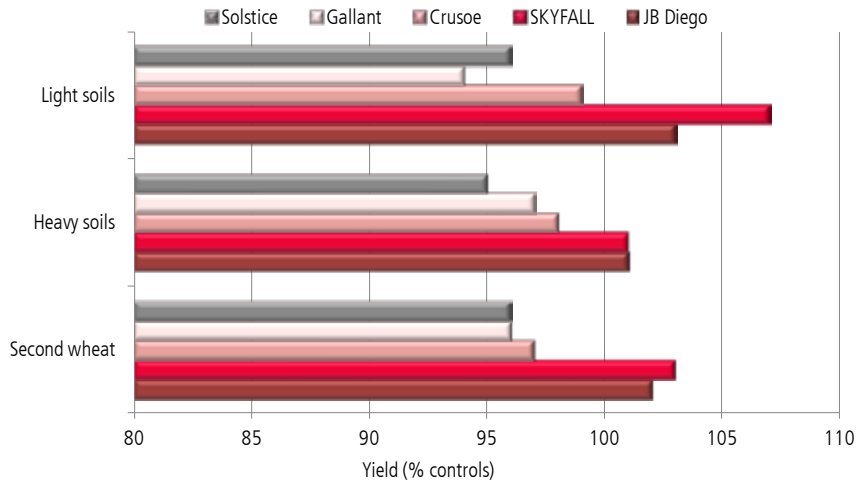


SKYFALL outperforms all other Group 1 wheats across all UK regions and even challenges the yields of some of the leading feed wheat varieties. It has the highest untreated yield of any quality wheat; untreated Skyfall yields are at a similar level to treated yields of Gallant and Solstice.



RGT SKYFALL

Skyfall performs well across a range of soil types and rotations. It is a fast developing variety and is suitable for sowing from late September.



AGRONOMICS

	Mildew	Yellow Rust	Brown Rust	Septoria tritici	Eyespot	Fusarium	OWBM	Lodging (UT)	Lodging (T)
SKYFALL	6	6	8	6	(6)#	6	R	8	8
Crusoe	8	9	6	6	5	6	S	7	8
Gallant	5	5	5	4	5	5	S	8	8
Solstice	4	4	4	5	4	6	S	8	8
JB Diego	6	8	5	5	4	6	S	8	8

#Pch1 eyespot resistance gene

Height without PGR (cm)	82
Ripening (days +/- Solstice)	0

Skyfall has a strong agronomic profile and is the first ever Group 1 variety with resistance to orange wheat blossom midge (OWBM). It is also unique in that it is the only recommended variety with a combination of Pch1 eyespot resistance and resistance to OWBM.

QUALITY

Skyfall has been added to the 2014/15 RL with a provisional nabim Group 1 rating. Additional baking tests will take place between now and March 2014 on commercial milling bulk crops from harvest 2013 to validate this rating. Feedback from end users has been extremely positive.

	Protein content (%)	Hagberg Falling Number	Specific weight (kg/hl)
SKYFALL	13.2	319	79.1
Solstice	13.4	288	79.5

Source: HGCA quality strips 2011-13

	Protein content (%)	Hagberg Falling Number	Specific weight (kg/hl)
SKYFALL	11.8	271	78.1
Crusoe	12.4	243	77.5
Gallant	12.1	291	77.0
Solstice	12.0	246	77.9

Source: HGCA RL 2014/15 (trials not grown to milling protocols)